



ITT

Residential Water Systems
and Wastewater

Goulds Pumps

SE for Potable Water Booster
and Filtered Effluent Service

Multi-Stage, Bottom-Inlet,
High Head Submersibles



FEATURES


- **Casing:** AISI 304 SS. Corrosion resistant, non-toxic, non-leaching.
- **Impeller:** FDA compliant, glass filled Noryl®. Corrosion and abrasion resistant.
- **Mechanical Seal:** Silicon carbide sealing faces; all metal components of AISI type 300 stainless steel running in protected oil chamber.
- **Elastomers:** BUNA-N.
- **Suction Strainer and Motor Shell:** Constructed of AISI type 304 series stainless steel.
- **Shaft:** AISI type 304 stainless steel high strength keyed pump shaft with impeller locking cap screw.
- **Discharge:** 1¼" NPT vertical discharge connection.
- **Suction Strainer:** Detachable for easy clean out.



Goulds Pumps is a brand of ITT Corporation.

www.goulds.com

Engineered for life



ITT

GOULDS PUMPS Residential Water Systems and Wastewater

APPLICATIONS

These multi-stage, high head, bottom suction pumps are ideal for the following applications:

- Filtered onsite effluent systems
- Cistern booster systems
- Shallow dug wells
- Shore wells
- Aeration

Component	Material
Outer casing and upper support	Stainless steel (AISI 304)
Motor casing	Stainless steel (AISI 304)
Suction strainer	Stainless steel (AISI 304)
Motor shaft	Stainless steel (AISI 304)
Impeller	Noryl
Diffuser	Stainless steel (AISI 304)
Mechanical seal housing	Technopolymer
Elastomers	BUNA-N
Inner mechanical seal	Silicon carbide/silicon carbide
Outer lip seal	Nitrile rubber

SPECIFICATIONS

Pump:


- 1¼" NPT discharge and open suction.
- Maximum suspended solids ⅛".
- Capacities: to 37 U.S. GPM.
- Total heads: to 145 feet TDH.
- Temperature:
104°F (40°C) continuous
140°F (60°C) intermittent.
- Maximum submergence: to 65 feet (20 m).
- Continuous duty rated, non-overloading motor.

Motor:

- Single phase.
- 115 or 230 V, 60 Hz.
- PSC design for excellent efficiency.
- Class F insulation.
- Non-overloading.
- Built-in, automatic reset, thermal overload protection.
- 10' Power cord with bare leads.

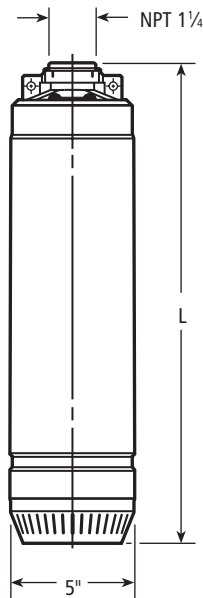
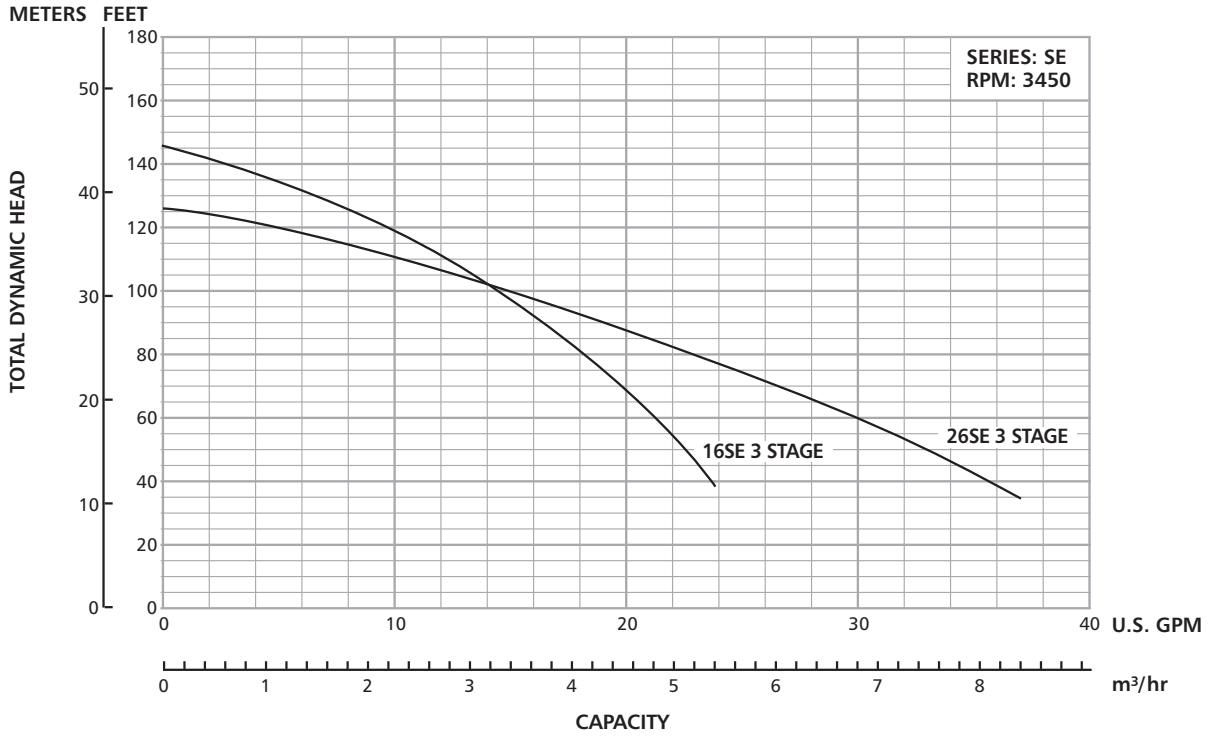
MODEL INFORMATION


Model No.	HP	Volts	Stages	Maximum Amps.	Minimum Circuit Breaker	Phase	RPM	Power Cord	Discharge Connection	Weight (lbs.)	"L" Dimension (in.)
16SE0511	½	115	3	9.0	15	1	3450	10' 16 AWG w/bare leads	1¼" NPT	28	19.8"
26SE0511											
16SE0512		230		4.5	10						
26SE0512											



ITT

GOULDS PUMPS Residential Water Systems and Wastewater





ITT

**Residential Water Systems
and Wastewater**



Goulds Pumps and the ITT Engineered Blocks Symbol are registered trademarks and tradenames of ITT Corporation.

Noryl is a registered trademark of GE Plastic.

SPECIFICATIONS ARE SUBJECT TO CHANGE WITHOUT NOTICE.

BSE June, 2007

© 2007 ITT Corporation

Engineered for life